NeTYS RT

from 1100 to 11000 VA

Complete professional solutions for the protection and availability of IT infrastructures

Switch to *Green Power* energy

socomec
Innovative Power Solutions UPS

NETYS RT from 1100 to 11000 VA
Complete professional solutions for the protection and availability of IT infrastructures

Infrastructures such as data centres, networking systems and modern data networks play a leading role in value production on the information market.

Power supply problems can result in data loss and undermine the productivity of IT infrastructures. That is why IT loads require an extremely high-quality power supply, without disturbances or interruptions: business continuity is the name of the game.

The way in which maintenance is performed on power supply devices is crucial in IT environments: the possibility of unintrusive servicing (performed without switching off the load), reduced maintenance time and load protection are all fundamental considerations.

Such infrastructures are increasingly required to manage the high-density processing power of modern servers and devices (including those offered by blade technologies), in terms of space consumption and heat output.

A detailed knowledge of the operating parameters of power supply equipment is equally important. This enables breakdowns to be prevented by maintaining the profitability of the infrastructure's operations.

Your protection for

- > Switching
- > Storage
- > Servers and networking devices
- > VoIP communication systems
- > Structured cabling systems
- > Control systems
- > Video surveillance systems

socomec Innovative Power Solutions UPS

Equipment for professionals

NETYS RT has been designed to meet the demands of professional applications.

NETYS RT is the most effective high power density solution on the market: 4.4W/cm^3 (11 kVA/8 kW UPS module).

The space and time-saving tower/rack conversion option means that it can be installed easily either in tower mode or inside standard 19“ rack cabinets. The system also offers practical connectivity options by means of IEC320 sockets or terminals.

Protection

Online double conversion technology guarantees matchless power quality. This ensures a perfectly stable sinusoidal waveform at the output of the ***NETYS RT***, regardless of the quality of the mains supply.

It includes built-in backfeed protection, in compliance with the latest UPS system regulations. This feature protects against reverse current flow without the need for additional external devices.

Availability

The optional external manual bypass module also assures the continuity of power supplied to loads during routine or non-routine maintenance of the system, resulting in reduced mean time to repair (MTTR).

With the special manual parallel/bypass module, 1+1 redundant architectures are easy to construct using ***NETYS RT***. This type of architecture guarantees maximum power availability in any situation, even following the breakdown of an electronic module, and is therefore essential for mission-critical applications.

The possibility of adding extra battery modules (BEM) means that back-up time in battery mode is flexible. This enables the system to meet the need for different back-up times depending on the load supplied, thus providing a tailor-made solution. Additionally in the case of parallel installations, the same battery pack can be used for both power modules, guaranteeing full back-up time availability even if one of the two modules is undergoing maintenance.

Converts from **Tower** to **Rack mounted**

APPLI 057 - 058 - 059 - 060 - 061 - 062 - 063 - 064 A

Comprehensive range

The wide range of ***NETYS RT*** modules offers an effective power solution architecture to match the high-quality power demands of any medium or small load.

This vast range of solutions is accompanied by a series of standard and optional features that fulfil all of the protection, quality and communication needs of the installation environment.

The multilingual LCD display provides detailed information about the status and alarms of the applications.

Standard features for communication with external devices, such as Ethernet or USB, enable all ***NETYS RT*** models to communicate and integrate easily in the infrastructure via the most widespread protocols on the market.

NETYS RT can be installed easily in rack or tower mode, or converted from one mode to another at any time, using the standard accessories included with the product.

tech info

High Power Density

High power density devices are increasingly common in server rooms.

For example, the introduction of blade technology has led to the production of increasingly compact and dense servers which take up less space than conventional servers with the same processing power. This means that increased processing power per cubic centimetre is accompanied by increased heat output per cubic centimetre.

The adoption of high-density servers calls for suitable environments, infrastructures and devices that are flexible enough to manage the complexities of machines and cabling arranged in rack-mounted systems.

NETYS RT is perfectly suited for use in this high-density environment owing to its compact footprint, high energy efficiency and connectivity options.

NETYS RT from 1100 to 3000 VA

The high-performance, versatile and comprehensive UPS system

Simple to install

- IEC input and output connections compatible with most IT equipment;
- Compact footprint (2U/89 mm) for installation in rack cabinets;
- Attractive design for visible installation in offices;
- USB port and HID protocol as standard for direct interfacing with Windows systems®, without the need for additional specialist software.

Easy to use

- No configuration necessary on first startup;
- Wide range of communication protocols (including TCP/IP and SNMP) for integration into LAN networks or building management systems (BMS).

Meets practical needs

- Online double conversion technology with sinusoidal waveform, to completely filter out all disturbances from/to the mains power supply and to ensure maximum protection of the utility;
- Optional battery extension modules (BEM) to meet all back-up time requirements, even after installation;
- Clear and uncluttered LED interface, with buzzers that immediately indicate the operating status of the UPS, even for less specialist users.

Standard communication equipment

- USB connection;
- RS232 connection for JBUS protocol;
- HID protocol for interfacing with Windows systems®.

Standard electrical equipment

- Built-in backfeed protection;
- Protection against atmospheric phenomena (NTP) for telephone/ADSL modems;
- RJ11 connection for Emergency Power Off (EPO);
- Connection for battery extension modules.

Communication options

- Programmable dry-contact interface;
- WEB / SNMP manager interface for connection to LAN network. This accessory can be integrated in the UPS by means of the slot located on the back panel.

Electrical options

- Battery extension modules.

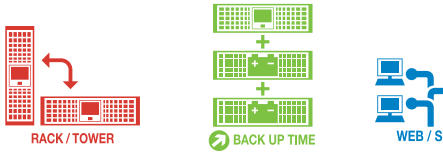

socomec Innovative Power Solutions UPS

Connections



1 100 VA



1 700 VA - 2200 VA - 3 000 VA

1. Mains input socket (IEC 320)
2. Fan
3. Output socket (full power)
4. Telephone / modem line protection
5. EPO (Emergency Power Off) input
6. RS232 interface (JBUS protocol)
7. USB port
8. Input protection
9. Output sockets (IEC 320 - 10 A)
10. Battery extension connector
11. Slot for optional communication boards



Control panel



1. Yellow LED lit. Operation in bypass mode.
2. Green LED lit. Mains healthy.
3. OFF button.
4. Green LED lit. Normal operation (inverter in-line)
5. ON/TEST and buzzer override button.
6. LED bar. Depending on the situation, this indicates either the charge level or the capacity of the battery

Battery expansion

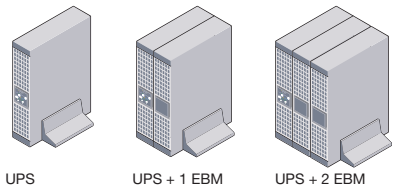

UPS | UPS + 1 EBM | UPS + 2 EBM

UPS	EBM	Back up time (minutes) 10 20 30 40 50 60 70 80 90 100 110 120 130 140
NRT-U1100	Internal	
NRT-U1100	1 x NRT-B1100	
NRT-U1100	2 x NRT-B1100	
NRT-U1700	Internal	
NRT-U1700	1 x NRT-B2200	
NRT-U1700	2 x NRT-B2200	
NRT-U2200	Internal	
NRT-U2200	1 x NRT-B2200	
NRT-U2200	2 x NRT-B2200	
NRT-U3000	Internal	
NRT-U3000	1 x NRT-B3000	
NRT-U3000	2 x NRT-B3000	

50% of nominal load *75% of nominal load* *100% of nominal load*

NETYS RT from 5000 to 11000 VA

The professional UPS system for high power density, high availability and complete integration

Simple to install

- Terminal input and output connections with built-in input protection by means of magnetothermal switch;
- Compact footprint: 4U (178 mm) for 5-7 kVA and 6U (267 mm) for 9-11 kVA, for installation in rack cabinets;
- Optional manual bypass enables routine maintenace to be performed without disconnecting the powered appliance;
- Built-in LAN interface for remote monitoring via Web browser or SNMP protocol

Easy to use

- LCD display with menu available in 6 languages
- Extensive range of communication protocols (including TCP/IP and SNMP) for integration in building management system (BMS) networks.

Meets practical needs

- Online double conversion technology with sinusoidal waveform, to completely filter out all disturbances from/to the mains power supply and to ensure maximum protection of the utility;
- Modular battery extension (BEM) to meet all back-up time requirements, even after installation;
- Possibility of 1+1 parallel redundant configuration to maximise the availability of critical utilities, even in the event of a module breakdown.

Standard communication features

- 10/100 LAN Ethernet connection;
- WEB/SNMP manager interface for connecting the UPS system to the Ethernet network;
- RS 232 serial connection with JBUS protocol.

Standard electrical equipment

- Built-in backfeed protection;
- RJ11 connection for Emergency Power Off (EPO);
- Connection for battery extension modules.
- Port for parallel operation.

Communication options:

- Programmable dry-contact interface;

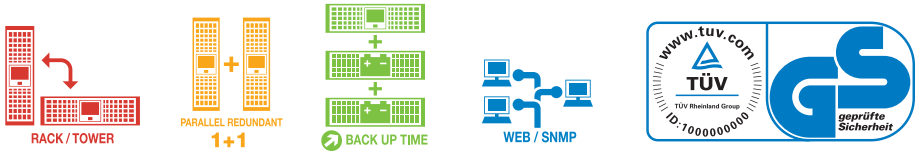

socomec
Innovative Power Solutions UPS

APPLI 378 A

Connections



NETYS 076 A

5 000 VA - 7 000 VA+ battery



NETYS 077 A

9 000 VA - 11 000 VA + battery

1. EPO (Emergency Power Off) input
2. Fan
3. Battery extension connector
4. Output terminals
5. Input terminals
6. Input switch
7. RJ45 LAN ethernet connector
8. Parallel port connector
9. RS232 interface (JBUS protocol)
10. Slot for optional communication boards
11. Battery extension connector

Battery expansion

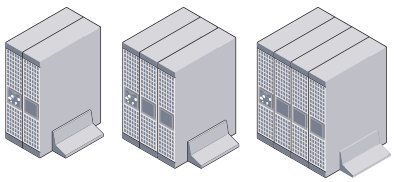

UPS + 1 EBM (standard) | UPS + 2 EBM | UPS + 3 EBM

UPS	EBM	Back up time (minutes) 10 20 30 40 50 60 70
NRT-5000K	Standard	
NRT-5000K	2 x NRT-B7000	
NRT-5000K	3 x NRT-B7000	
NRT-7000K	Standard	
NRT-7000K	2 x NRT-B7000	
NRT-7000K	3 x NRT-B7000	
NRT-9000K	Standard	
NRT-9000K	2 x NRT-B11000	
NRT-9000K	3 x NRT-B11000	
NRT-11000K	Standard	
NRT-11000K	2 x NRT-B11000	
NRT-11000K	3 x NRT-B11000	

50% of nominal load *75% of nominal load*
100% of nominal load

Electrical options

- 1+1 parallel module;
- Manual bypass without interruption;
- Battery extension modules.

NETYS 051 A

UPS with bypass

Control panel

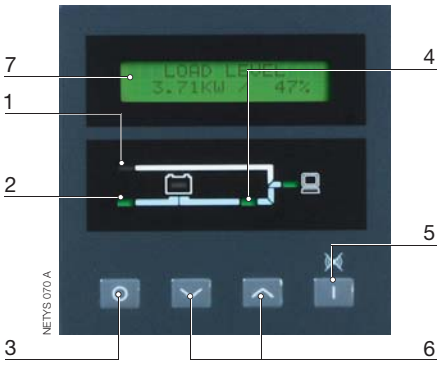

NETYS 070 A

1. Yellow LED lit. Operation in bypass mode.
2. Green LED lit. Mains healthy.
3. OFF button.
4. Green LED lit. Normal operation (inverter in-line)
5. ON/Enter and buzzer override button.
6. Navigator buttons.
7. Alphanumeric LCD display.

Communication

To ensure optimal system availability while increasing resource efficiency and overall system functionality, management of the physical layer is key to monitoring and controlling the power devices that support your IT infrastructure.

Embedded UPS remote management

All NETYS RT models above 3 kVA integrate network management functionality, to enable supervision of the UPS by connecting it directly to the LAN network.

The UPS has its own IP address with local intelligence providing both an SNMP agent and an HTTP/Web server via 10/100 Mb Ethernet connection:

- Browser-accessible user interface for quick access from anywhere on the network
- Display of UPS & BATTERY status, measurements, settings and alarms
- Display of history log and statistical measurements
- Pop-up warning messages in the event of an alarm
- Notification of alarms via e-mail (SMTP)
- SNMP protocol compliance: SNMPv1, SNMPv3 USM
- Enterprise management system compatibility with NMS systems such as Openview (via SNMP protocol) by means of MIB tables compliant with RFC1628
- Communication with shutdown client software installed on the remote to be protected.
- Password Security to prevent unauthorised access and to allow shared access without the risk of unauthorised configuration changes
- Security login by MD5
- Security authentication and encryption features to ensure effective access control and integrity for SSL browser and SSH sessions.

Network Management features provide a complete solution for the UPS power administration over the network, allowing for orderly remote server shutdown to be performed via communication with JNC client.

Remote multi-server shutdown client option

JNC shutdown client software, installed on the servers to be protected, prevents possible data loss by performing automatic operating system shutdown in the event of an extended power outage or other potentially critical situation:

- JAVA technology, uses standard TCP/IP and protocol and minimises CPU resources
- Possibility of customising the parameters and shutdown scripts for each individual client
- Constant checking of communication/ connection with UPS
- Network Shutdown for Virtual Server architecture

Modbus/JBus interface

The serial interface RS232 is available in all NETYS RT models allowing:

- Point-to-point communication with UNIVISION & UNIVISION PRO SW suite
- The ability to fully integrate the UPS with a building management system

HID

Some operating systems, such as Windows®, have built-in power management service functions.

NETYS RT models equipped with USB port are HID protocol compatible, making the UPS system easy to manage when it is connected to computers using a USB cable; the operating system detects the UPS automatically, enabling the UPS power management function

NETYS 0 72 A

Dry-contact card

NETYS 0 73 A

SNMP interface (1.1-3 kVA)

UPS Dry-Contact Management

Relay I/O Slot Card enables monitoring of UPS status through a simple dry-contact interface

- Customisable Input Contact
- 6 Customisable Output Relays

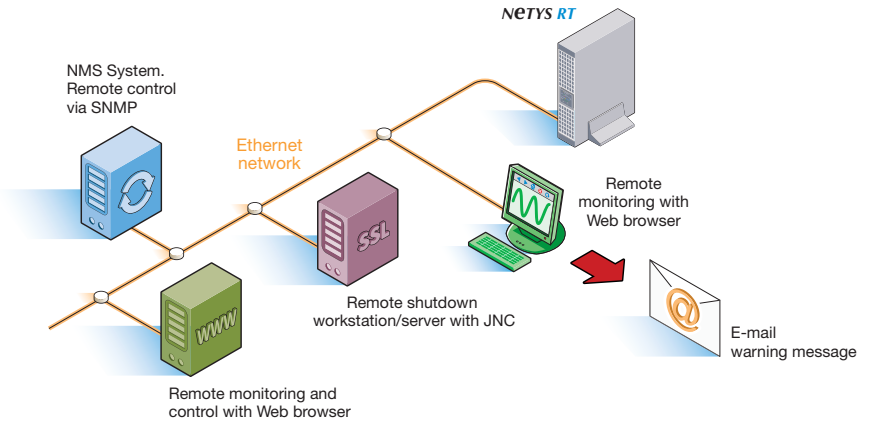

NETYS 0 71 A GB

USB UNIVERSAL SERIAL BUS

Microsoft Windows

socomec Innovative Power Solutions UPS

Parallel/redundant function

APPLI 379 A

Parallel redundant operation for business continuity

To achieve the highest level of availability and to power critical utilities, ***NETYS RT*** UPS modules above 3 kVA can be configured for 1:1 redundancy.

Redundant operation (1+1) means: the system incorporates one more UPS module than is needed to protect the load; in the event of a breakdown, it guarantees sufficient power supply capacity to the load by maintaining online protection.

Parallel technology is based on the principle of load sharing, whereby both units are always kept active.

In a redundant configuration, overall system availability is much higher than a conventional UPS system using similar technology.

1+1 redundant configuration does not require additional circuits and can therefore be set up at a later date, simply by using two UPS modules and a collector/manual bypass module which simplifies cabling and maintenance of the UPS installation.

To further streamline the solution, it is also possible to select between operation with separate battery or shared battery, which is extremely useful in the case of applications requiring high levels of autonomy.

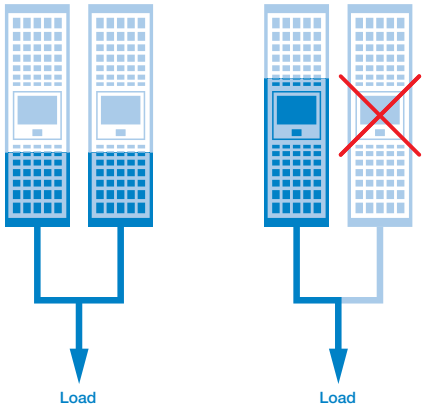

NETYS G 74 A GB

Specifications

	NeTYS RT 1100	NeTYS RT 1700	NeTYS RT 2200	NeTYS RT 3000	NeTYS RT 5000	NeTYS RT 7000	NeTYS RT 9000	NeTYS RT 11000
MODELS	NRT-U1100	NRT-U1700	NRT-U2200	NRT-U3000	NRT-5000K	NRT-7000K	NRT-9000K	NRT-11000K
POWER	1100 VA / 800 W	1700 VA/1200 W	2200 VA/1600 W	3000 VA/2100 W	5000 VA/3500 W	7000 VA/4900 W	9000 VA/6400 W	11000 VA/8000 W
Architecture	online double conversion VFI with input PFC and automatic bypass							
Parallel redundant function	-	-	-	-	1+1	1+1	1+1	1+1
INPUT								
Voltage	230 V (1ph) 160~275 Vac; up to 130 Vac @70% load				230 V (1ph) 156~280 Vac up to 130 Vac @70% load			
Frequency	50/60 Hz +/-10% (Auto-Selectable)							
Power factor / THDi	>0.98 / <6%				>0.99 / <5%			
OUTPUT								
Waveform	pure sinewave							
Voltage	230 V (1ph) selectable 200/208/220/240V							
Voltage THDv	< 2%							
Frequency	50 Hz or 60 Hz +/- 2% (+/- 0.05 Hz in battery mode)							
Efficiency	up to 91% online mode				up to 92% online mode			
Overload capability	up to 105% continuously; 125% x 3 min; 150% x 30 sec				up to 105% continuously; 125% x 5 min; 150% x 30 sec			
Crest factor	3:1							
Output connections	6 x IEC 320-C13 (10 A)	6 x IEC 320-C13 (10 A) + 1 x IEC 320-C20 (16 A)			terminals			
BATTERY								
Standard autonomy*	7	7	7	8	10	7	10	7
+1EMB / +2EMB / +3EMB	30/60/80	40/80/120	30/60/80	38/70/100	27/47/60	18/29/48	25/45/60	18/32/43
Sealed lead acid maintenance free	2 pcs*12 V*9 Ah	4 pcs*12 V*9 Ah	4 pcs*12 V*9 Ah	6 pcs*12 V*9 Ah	16 pcs*12 V*5 Ah	16 pcs*12 V*5 Ah	20 pcs*12 V*9 Ah	20 pcs*12 V*9 Ah
Voltage	24 Vdc	48 Vdc	48 Vdc	72 Vdc	192 Vdc	192 Vdc	240 Vdc	240 Vdc
Recharge time	< 6h to recover 90% capacity				< 4h to recover 90% capacity			
COMMUNICATION								
Mimic panel	LED				LCD 6 languages			
RS232 (DB9 port) Jbus protocol	•	•	•	•	•	•	•	•
USB HID protocol	•	•	•	•	-	-	-	-
WEB/SNMP (Ethernet RJ45 port)	option	option	option	option	•	•	•	•
COMM slot	•	•	•	•	•	•	•	•
Dry contacts card	option	option	option	option	option	option	option	option
EPO input (RJ11 port)	•	•	•	•	•	•	•	•
Modem/ADSL surge protection	•	•	•	•	-	-	-	-
Parallel port	-	-	-	-	•	•	•	•
OPTIONS								
Manual bypass 2U	-	-	-	-	option	option	option	option
Parallel bypass 3U	-	-	-	-	option	option	option	option
Isolation transformer	-	-	2U	2U	3U	3U	3U	3U
Extra charger	-	8A	8A	8A	4A	4A	4A	4A
STANDARDS								
Performance & topology	IEC 62040-3 (VFI-SS-111)							
Safety /EMC	IEC 62040-1-1 (TÜV-GS certified) IEC 62040-2							
Product certifications	CE, TÜV-GS, C-Tick							
ENVIRONMENT								
Operating ambient temperature	from 0 °C to +40 °C (from 15 °C to 25 °C for best battery life)							
Storage temperature range	from -15 °C to +50 °C (from 15 °C to 25 °C for best battery life)							
Relative Humidity	0-90% non-condensing							
Maximum altitude	1000 m without derating (maximum 3000 m)							
Noise level (ISO 3746)	< 45 dB				< 55 dB			
Thermal dissipation (BTU/h) *	190	280	370	490	810	1140	1480	1851
ACCESSORIES INCLUDED								
Tower stand	•	•	•	•	•	•	•	•
Rack ear brackets	•	•	•	•	•	•	•	•
Cable glands	-	-	-	-	•	•	•	•
RS232 cable	•	•	•	•	•	•	•	•
Input mains cable	•	•	•	•	-	-	-	-
Load supply cable	2 IEC type	2 IEC type	2 IEC type	2 IEC type	-	-	-	-
DIMENSIONS & WEIGHT								
UPS size std BUT (W x D x H mm)	440x332x88.7	440x430x88.7	440x430x88.7	440x608x88.7	440x670x(177.4)	440x670x(177.4)	440x623x(261.2)	440x623x(261.2)
UPS size RACK U	2U	2U	2U	2U	2U+2U	2U+2U	3U+3U	3U+3U
UPS weight std BUT (kg)	13	21	22	31	15.5+40	16+40	19.5+66	20+66
EBM module size (W x D x H mm)	440x332x88.7	440x430x88.7	440x430x88.7	440x608x88.7	440x608x88.7	440x608x88.7	440x623x130.6	440x623x130.6
EBM module RACK U	2U	2U	2U	2U	2U	2U	3U	3U
EBM module weight (kg)	16	29	29	43	40	40	66	66
MBP module size (WxDxH mm)	-	-	-	-	440 x 135 x 88.5			
MBP module RACK U	-	-	-	-	2U			
MBP module weight (kg)	-	-	-	-	3.5			
MBP for parallel module size (WxDxH mm)	-	-	-	-	440x195x130.6			
MBP for parallel module RACK U	-	-	-	-	3U			
MBP for parallel module weight (kg)	-	-	-	-	5.0			

* @ 75% of nominal load. EBM codes on page 5 (1.1-3 kVA range) and page 7 (5-11 kVA range).

socomec Innovative Power Solutions UPS

SOCOMEC Group:
a manufacturer at your service

BODY 223 C

An established manufacturer

Incorporated in 1922, SOCOMEC is an industrial group with a workforce of 2,300 people.

Our independence allows us to have long-term vision and complete control of any decisions affecting our development.

The company is organised into two independent divisions: SOCOMEC SCP, experts in switching components and protection solutions, and SOCOMEC UPS, specialists in critical system power supply.

The company's standard turnover, operating profit and net profit are all showing steady growth.

These figures allow the company to make prudent yet ambitious plans for the future: plans which guarantee profitability and which also aim to capture new market share, namely by setting up new subsidiaries worldwide.

2006 FROST & SULLIVAN Product Innovation Award

Renowned expertise

Having already received the Award for Customer Service Excellence from Frost & Sullivan, the Best Practices Group, SOCOMEC UPS recently won a further prize, the 2006 Innovation Award.

This prestigious accolade was presented in recognition of the company's ability to propose innovative solutions and, among other things, for the integration of its dynamic energy storage system VSS+ DC, which replaces batteries in DELPHYS UPS systems.

GAMME 008 O

SOCOMEC UPS
UPS from 400 VA to 4800 kVA

RANGES 046 B

SOCOMEC SCP
Switching and Protection Systems

An organisation focused on customer satisfaction

Our equipment is designed and produced to meet ISO 9001:2000 standards. SOCOMEC UPS systems provide you with a fully protected electrical power supply and first-rate service.

A worldwide presence

With a strong international presence in over 70 countries and subsidiaries in 17 countries, SOCOMEC is a major player in the global electrical equipment market.

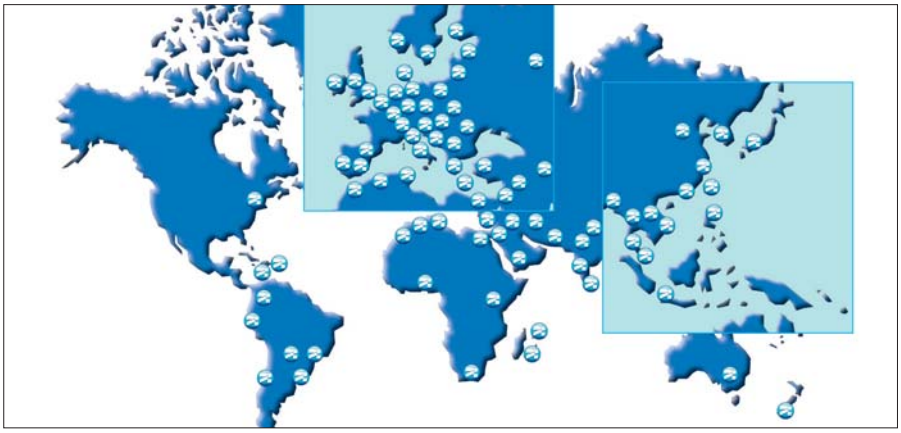

MAPS 021 A

Socomec UPS worldwide

IN EUROPE

BELGIUM
Schaatsstraat, 30 rue du Patinage
B - 1190 Bruxelles
Tel. +32 (0)2 340 02 34
Fax +32 (0)2 346 16 69
be.ups.sales@socomec.com

FRANCE
95, rue Pierre Grange
F - 94132 Fontenay-sous-Bois Cedex
Tel. +33 (0)1 45 14 63 90
Fax +33 (0)1 48 77 31 12
ups.paris.dcm@socomec.com

GERMANY
Heppenheimerstraße 57
D - 68309 Mannheim
Tel. +49 (0) 621 71 68 40
Fax +49 (0) 621 71 68 44 4
de.ups.all@socomec.com

ITALY
Via Leone Tolstoi, 73 - Zivido
20098 San Giuliano Milanese (MI)
Tel. +39 02 98 242 942
Fax +39 02 98 240 723
siconmi@socomec.com

NETHERLANDS
Bergveste 2F
NL - 3992DE Houten
Tel. +31 (0)30 63 71 504
Fax +31 (0)30 63 72 166
info@socomec.nl

POLAND
Nowowiejska St 21/25
00-665 Warszawa
Tel. +48 (0)22 2345 223
Fax +48 (0)22 2345 223
ups.poland@socomec.com

PORTUGAL
Rua Moinho do Cuco
Bloco A
Lj. Dta. - Paz
2640-566 MAFRA
Tel. +351 261 812 599
Fax +351 261 812 570
portugal@socomec.com

RUSSIA
Kutuzovsky pr. 13, 44-45
121248 - Moscow
Tel. +7 495 775 19 85
Fax +7 495 775 19 85
ups.russia@socomec.com

SLOVENIA
Savlje 89
SI - 1000 Ljubljana
Tel. +386 1 5807 860
Fax +386 1 5611 173
si.ups.info@socomec.com

SPAIN
C/Nord, 22 Pol. Ind. Buvisa
E - 08329 Teià (Barcelona)
Tel. +34 935 407 575
Fax +34 935 407 576
info@socomec-aron.com

UNITED KINGDOM
Units 7-9 Lakeside Business Park
Broadway Lane - South Cerney
Cirencester - GL7 5XL
Tel. +44 (0)1285 863300
Fax +44 (0)1285 862304
uk.ups.sales@socomec.com

IN ASIA

CHINA
Universal Business Park
B33, 3rd Fl, 10 Jiuxianqiao Rd.,
Chaoyang, Beijing 100016 P.R., China
Tel. +86 10 59756108
Fax. +86 10 59756109
socomec@socomec.com.cn

INDIA
B1, IInd Floor, Thiru-Vi-Ka-Industrial Estate
Guindy
Chennai – 600 032
Tel. +91 44 3921 5400
Fax +91 44 3921 5450 — 51
sales@socomec-ups.co.in

MALAYSIA
31 Jalan SS 25/41- Mayang Industrial Park
47301 Petaling Jaya.- Selangor, Malaysia
Tel. +603 7804 1153
Fax +603 7803 8901
sales@cspm.com.my

SINGAPORE
31 Ubi Road 1, Aztech Building
01-00 (Annex) - SG - Singapore 408694
Tel. +65 6745 7555
Fax +65 6458 7377
sg.ups.sales@socomec.com

THAILAND
No.9 Soi Vibhavadirangsit 42
Vibhavadirangsit Rd, Ladyao
Chatujak Bangkok 10900
Tel. +66 2 941-1644-7
Fax. +66 2 941-1650
info@socomec-th.com

HEAD OFFICE

SOCOMEC GROUP
S.A. SOCOMEC capital 11 302 300 € - R.C.S. Strasbourg B 548 500 149
B.P. 60010 - 1, rue de Westhouse - F-67235 Benfeld Cedex

SOCOMEC UPS Strasbourg
11, route de Strasbourg - B.P. 10050 - F-67235 Huttenheim Cedex- FRANCE
Tel. +33 (0)3 88 57 45 45 - Fax +33 (0)3 88 74 07 90
ups.benfeld.admin@socomec.com

SOCOMEC UPS Isola Vicentina
Via Sila, 1/3 - I - 36033 Isola Vicentina (VI) - ITALY
Tel. +39 0444 598611 - Fax +39 0444 598622
info.it.ups@socomec.com

SALES, MARKETING AND SERVICE MANAGEMENT

SOCOMEC UPS Paris
95, rue Pierre Grange
F-94132 Fontenay-sous-Bois Cedex - FRANCE
Tel. +33 (0)1 45 14 63 90 - Fax +33 (0)1 48 77 31 12
ups.paris.dcm@socomec.com

www.socomec.com

Non contractual document. © 2009, Socomec SA. All rights reserved.

VALID FOR FRANCE
ISO 9001 VERSION 2000

VALID FOR ITALY
ISO 9001: 2000
FM 28237

socomec
Innovative Power Solutions UPS

COUV 156 A / QUAT UPS 3

Réf. DOC 96033 - 03/09 - Photo : Alberto Carolo - Réalisation : SOCOMEC Service Communication